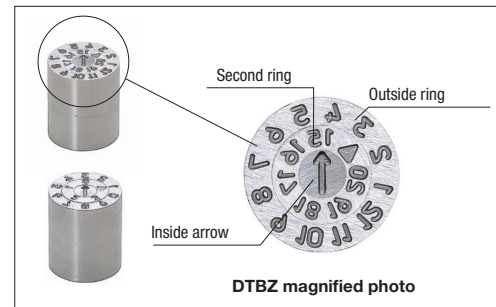


GUIDE FOR DATE MARKED PIN SETS

—DOUBLE RING TYPE—

■ Features of Date Marked Pin Sets

- A date mark double ring type consists of an inside arrow and a double ring structure.
A year/month changeover type consists of a year indication for 6 years and a month indication. A date changeover type can indicate both the 2nd digit and the 1st digit. The year/month changeover type can be used for six years, thus eliminating the trouble of replacing the conventional inside arrow, and also helping to reduce costs.
- Positioning (arrow position) is done by using a stopper mechanism employing a steel ball, so compared to an O-ring the positioning accuracy is improved, and also durability with respect to gas and high temperature generated during machining is excellent.



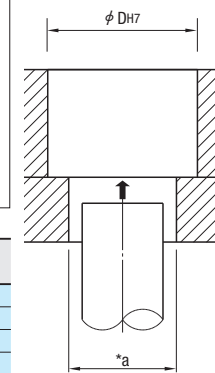
■ Structure and Usage

• Method of changing over the indication

Changing the year indication	Changing the month indication
Turn clockwise	Turn counterclockwise
<ul style="list-style-type: none"> • When the center part is turned clockwise, only the inside arrow rotates, enables the year to be changed. • In the case of a date changeover type, turning the center part clockwise causes the 2nd digit to be changed. 	<ul style="list-style-type: none"> • Turning the center part counterclockwise causes, both the inside arrow and the second ring to turn simultaneously, enabling the month to be changed. • In the case of a date changeover type, turning the center part counterclockwise enables the 1st digit to be changed.

■ How to mount/unmount the date marked pin

Make a reamer hole (H7 tolerance) on the plate, and press-fit the date marked pin using a wood or urethane hammer. To remove the date marked pin, make sure to prepare a hole (*a) from the plate's back beforehand. Use a round stick, etc. to drive it out from that hole as shown in the right figure.



D	*a
6	4.0~5.0
8	6.0~7.0
10	6.0~8.5
16	11.0~14.0

■ Notes

- Characters on the finished products will be embossed normal character(Convex).
- Keep mold temperature under 150°C.
- Please note inside arrow can not exchange.
- Cannot be used for die cast. Use Date Marked Pins for Die Cast. (P.1291)

■ Shape of Marks and Character Font

• Shape of marks

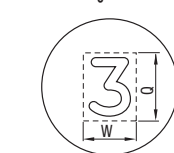
D	Depth of mark (mm)		D	Drafts for pulling (Angle, one side)	
	Characters	Arrow		Characters	Arrow
6	0.15	0.3	6	25°	13°
8	0.18	0.3	8		
10	0.22	0.4	10	25°	13°
16			16		

Date Marked Pin Sets	Finished products
Reverse character (Concave character)	Normal character (Convex embossed character)

• Character font

Year · Month switching type	Outside Ring	Year · Month switching type	Second ring
Date switching type	1 2 3 4 5 6 7 8 9 0	1 2 3 4 5 6 7 8 9 0	1 2 3 4 5 6 7 8 9 0

• Width and height Character font



Indication	D	Second ring		Outside Ring	
		Q	W	Q	W
Year · Month switching type	6	0.6	0.3	0.6	0.4
	8	0.8	0.45	0.8	0.55
	10	1.05	0.7	1.2	0.9
	16	1.85	1.2	2.1	1.5
Date switching type	6	0.6	0.4	0.6	0.4
	8	0.8	0.45	0.8	0.55
	10	1.05	0.8	1.2	0.9
	16	1.85	1.35	2.1	1.5

DATE MARKED PIN SETS / SCREWDRIVERS FOR DATE MARKED PIN SET

—DOUBLE RING TYPE—

D	Dm6	Dh7	L	B	d
6	+0.012 +0.004	0 -0.012	10	3.8	1.8
8	+0.015 +0.006	0 -0.015		5.3	2.5
10	+0.015 +0.006	0 -0.015	12	6.4	3.2
16	+0.018 +0.007	0 -0.018	14	10.2	5.0

For more information see left page SUS420 50~53HRC

■ Year · Month Switching Type

Indication	Outside rings divisions	Part Number		Year	U/Price
		Type	D		
Year · Month	12 uniform divisions	DTBZ	6	18 for 2018 ※Days to ship will be 5-days for the adjustment of production after November 2018. It is scheduled to close sales in April 2019	Quotation
			8	19 for 2019 (available from Sept.,2018) ※Days to ship will be 5-days for the adjustment of production after November 2019. It is scheduled to close sales in April 2020	
			10	20 for 2020 (available from Sept.,2019) ※Days to ship will be 5-days for the adjustment of production after November 2020. It is scheduled to close sales in April 2021	
			16		

■ Day Switching Type (2nd digit · 1st digit)

Indication	Outside rings divisions	Part Number		U/Price
		Type	D	
Day	10 uniform divisions	DTEZ	6	Quotation
			8	
			10	
			16	

Order Part Number (Year · Month) DTBZ16 (Day) DTEZ10 Year 18

Days to Ship Quotation

Price Quotation

■ Screwdriver for Date Marked Pin Set

Body: Brass (C3604)
Tip section: SWRH hard steel copper wire
Body: Nickel plated
Tip section: Black Oxide (Fe3O4)

H	P	A	B	L	ℓ	Applicable Date marked Size	Part Number		U/Price
							Type	No.	
8.6	3.5	0.9	0.12	57.8	18	D3	DTPPN	3	Quotation
10	4.5	1.4	0.15	68	20	D4 · D5		4	
11	5	1.8	0.25	70.2	23	D6		6	

• Please use for date marked pins of small diameter (D3 · D4 · D5 · D6). When used for DTBZ and DTEZ, however, please select DTPPN4 for D6, and DTPPN6 for D8.

Order Part Number DTPPN4

Days to Ship Quotation

Price Quotation

Date Marked Pins Recycle Marked Pins Pins with Gas Vent