

Moment Adhesives for Rubber



Part Number		Applicable Rubber Material	Qty.	Initial Hardening Time	Main Component	Unit Price
Type	No.					
BOND	R	Nitrile / Chloroprene / Ethylene / Butyl / Fluorine	20g	10 seconds	α -cyanoacrylate	
	S	Silicon	100g	12 hours	Silicon	

Please note that BONDS (Adhesives for Silicon) takes long initial hardening time.



Adhesive Strength Data

Base material and SUS board are adhered and measured by 180° peeling test.

Adhesive Strength Unit: N/25mm Width

Conditions	BOND-R						BONDS
	Nitrile	Chloroprene	Ethylene	Butyl	Fluorine	Silicon	
Room Temp.x20 Minutes	40	50	80	70	45	1 or Less	
Room Temp.x72 hours	50	50	80	70	50	20	
80°Cx48 hours	40	40	80	70	50	40	

Features of BOND-R

- Adheres rubber, iron and stainless steel instantly. (Except silicon and urethane rubber)
- Possible to adhere rubbers.
- Viscosity is adjusted to decrease the dripping of adhesives.
- Included nozzle for application (nozzle tip size: 0.5 ~ 0.6mm) allows application to details.

Adhesives for Urethane




Part Number	Qty.	Color	Mixture Ratio	Initial Hardening Time	Useable Duration	Main Component	Unit Price
BOND-U	Main Component 100g Hardener 100g	Clear Light Yellow	1:1	1 hour (Room Temp. 20°C Assumed)	6 minutes	Epoxy Amine / Polythiol	

Mix well in a container at 1:1 ratio. Please read the included instructions thoroughly. Use within 6 minutes after mixing the main component and the hardener.

Adhesive Strength: 180 Degree Delamination Strength Test (URTB) (Equivalent to adhesives for urethane)

Cure Condition		Delamination Strength (N/25mm Width)
Temperature	Time	
Room Temp. (23°C)	20 Minutes	1 or Less
	72 hours	20
80°C	48 hours	40

Double Sided Adhesive Tape for Rubber



Part Number	W	Applicable Rubber	Base Material	Main Component	Unit Price		
					Standard Type	Heat Resistant Type	Oil Resistant Type
ADTR	LADTR PLADTR	20 50	Nitrile / Chloroprene / Ethylene / Butyl / Fluorine	Non-Woven Polyester Fabric	Acrylic Adhesive		
ADTS	HADTS	20 50	Silicon	Standard Polyester Film Heat Resistant Polyimide Film	Silicon Adhesive		

LADTR are in 5m rolls, others are in 10m rolls. For ADTS, only the white release paper side (silicon bond surface) can be bonded to silicon rubber.



Double sided adhesive seals and adhesives for urethane, rubber, and sponge are also available as web page listed products. For details, search the product model names at <http://fa.misumi.jp>.

Adhesive Test Data

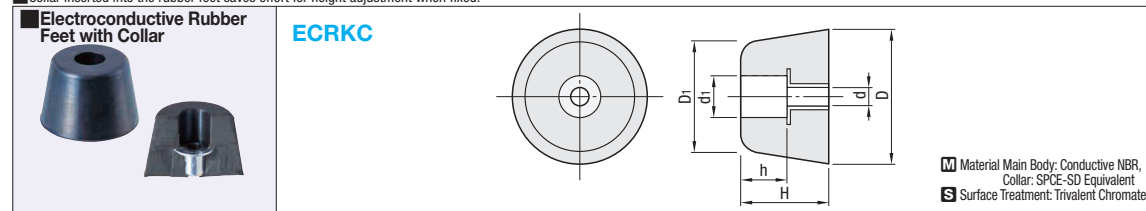
180 Degree Delamination Strength Test: 1mm thick, 25mm wide rubber sheet bonded to a SUS304 plate and measured. Delamination strength force is expressed as adhesive load (N). Unit: N/25mm Width

Conditions	Standard Type					Heat Resistant Type		Conductive Type				Oil Resistant Type
	ADTR					ADTS	HADTS	LADTR				PLADTR
	Nitrile	Chloroprene	Ethylene	Butyl	Fluorine	Silicon	Silicon	Nitrile	Chloroprene	Ethylene	Butyl	
Room Temperature x 20 min.	60	60	60	60	60	13	3	6	6	6	6	See P.420
Room Temperature x 72 hours	80	80	80	80	80	15	9	9	9	9	9	
80°C x 48 hours	70	70	70	70	70	15	10	13	14	12	12	

Adhesive strength data are not guaranteed values, but examples of measured values. Heat Resistance Temperature HADTS: 200°C Others: 120°C

Electroconductive Rubber Feet with Collar / Electroconductive Rubber Feet / Rubber Feet Receiver Cups

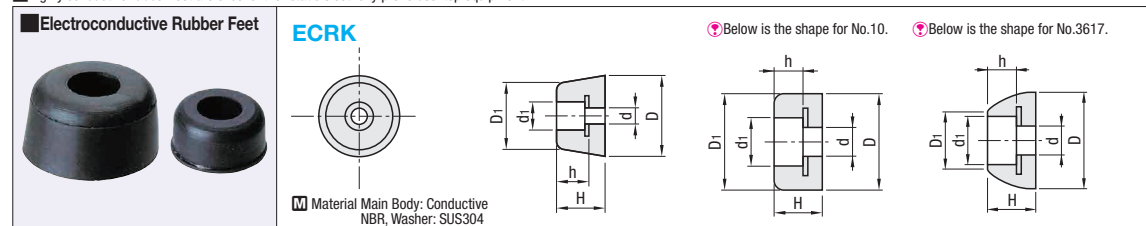
Collar inserted into the rubber feet saves effort for height adjustment when fixed.



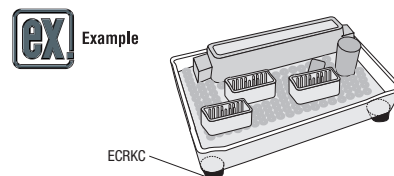
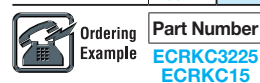
Part Number	Type	No.	H	h	D	D ₁	d	d ₁	Allowable Load (N)	Pcs. per Pkg.	Unit Price	Volume Discount Rate	Volume Discount Rate
											1~2 pkg(s).	3~4 pkgs.	5 ~ 50 pkgs.
ECRKC		15	9	4	15	14	3	6	70	16			
		20	12	7	20	16	3	6	160	12			
		30	19	10	29	23	4	9	230	4			
		3225	25	13	32	27	5	14	335	4			
		3520	20	8	35	29	5	14	420	4			

Highly conductive rubber feet are excellent for static electricity prone desktop equipment.

For orders larger than indicated quantity, please check with WOS.

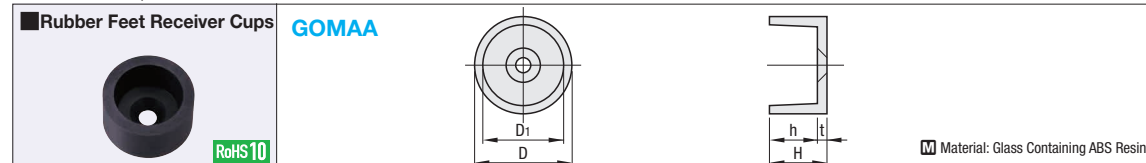


Part Number	Type	No.	H	h	D	D ₁	d	d ₁	Allowable Load (N)	Pcs. per Pkg.	Unit Price	Volume Discount Rate	Volume Discount Rate
											1~2 pkg(s).	3~4 pkgs.	5 ~ 50 pkgs.
ECRK		10	5	3	10	10	3	5	98	24			
		15	8	5	15	14	3	6	147	16			
		16	10	5	16	14	3	6	147	12			
		18	11	7	18	15	4	7	147	12			
		20	12	7	20	16	4	7	196	12			
		24	10	5	24	19	4	9	196	4			
		26	15	10	26	20	4	10	294	4			
		30	19	10	30	24	4	14	294	4			
		3225	25	9	32	28	5	14	490	4			
		3617	17	9	36	20	6	17	147	4			



- Highly conductive rubber feet made of rubber with a Specific Volume Conductivity of 100 Ω ·cm.
 - Excellent for static sensitive applications such as desktop assembly of electronic components and PC boards.
- | Item | Unit | Value |
|-----------------------------|--------------|-------|
| Specific Gravity | - | 1.35 |
| Hardness | Shore A | 65 |
| Elongation | % | 500 |
| Tensile Strength | MPa | 8.1 |
| Specific Volume Resistivity | Ω ·cm | 100 |
- Measuring Method: JIS K 6301
The above values are not guaranteed values but an example of measured values.

Use these rubber cups to fix rubber feet locations.



Part Number	Type	No.	D	D ₁	H	h	t	Applicable Flathead Screw	Allowable Load (N)	Applicable Rubber Feet No.	Unit Price
GOMAA		10	14	10	6.5	4	2.5	M3	98	10	
		15	21	15	9.3	6.8			196	15	
		18	23.5	17.5	12.3	9.3	3	M4	245	18	
		24	29.5	23.5	12.5	9			294	24	
		30	35.5	29.5	21	17.5	3.5	M5	392	30	



Use when the cups cannot be screw mounted.

Alteration	Anti-Slip Pad	Code	Spec.
	Adds glued-on pads on the bottom of Receiver Cups for anti-slip purpose.	SET	

*Screw holes will be blinded.