Urethane Bumpers - L Selectable / Configurable

Standard, Abrasion Resistant, Heat Resistant, Extra Low Hardness

Type	Through Hole Type	No Hole Type	M Material	H Hardness	Photo No., Color
L Selectable	AXNSK	CXSK	Standard Urethane (Ether Polyurethane)	Shore A95	①Natural Color
	AXNHK	CXHK		Shore A90	
	AXNMK	CXMK	Standard Urethane (Ester Polyurethane)	Shore A70	
	AXNLK	CXLK		Shore A50	
	AEXHK	CXEHK	Abrasion Resistant Urethane	Shore A90	②Dark Brown
	AEXMK	CXEMK		Shore A70	
	AXHHK	CXHHK	Heat Resistant Urethane	Shore A90	③Brown
L Configurable	AXNS	CXS	Standard Urethane (Ether Polyurethane)	Shore A95	①Natural Color
	AXNH	CXH		Shore A90	
	AXNM	CXM	Standard Urethane (Ester Polyurethane)	Shore A70	
	AXNL	CXL		Shore A50	
	SAXN	SCXN	Extra Low Hardness Urethane - High Impact Resilience (Ether Polyurethane)	Shore A15	④Black

Through Hole Type

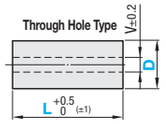

No Hole Type

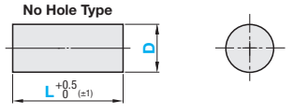

D Tolerance

Material	D	Tolerance
Standard, Abrasion Resistant, Heat Resistant Urethane	8~40	±0.2
	50, 60	±0.3
Extra Low Hardness Urethane	15~30	±0.5

The tolerances are verified at 23°C±2 and 40 ~ 80% humidity.

Edges of Extra Low Hardness Urethane may remain white after cutting.
For Extra Low Hardness Urethane, V dimension tolerance ±0.2 is not applicable, and L dimension tolerance is ±1.

L Selectable, Standard Urethane

Part Number Type	D	L Selection	V	Unit Price L10	L15	L20	L25	L30	L35	L40	L45	L50	L100	L200	L500
Through Hole Type <D Dimension 15 ~ 60> AXNSK (Shore A95) AXNHK (Shore A90) AXNMK (Shore A70) AXNLK (Shore A50)	(8)	10 15 20 25 30 35 40 45 50 100 200	-												
	(10)	10 15 20 25 30 35 40 45 50 100 200													
	15	10 15 20 25 30 35 40 45 50 100 200	7												-
	20	10 15 20 25 30 35 40 45 50 100 200	8.5												
	25	10 15 20 25 30 35 40 45 50 100 200	10												
No Hole Type <D Dimension 8 ~ 60> CXSK (Shore A95) CXHK (Shore A90) CXMK (Shore A70) CXLK (Shore A50)	30	10 15 20 25 30 35 40 45 50 100 200 500	13												
	40	50 100 200 500													
	50	100 200 500	16	-	-	-	-	-	-	-	-	-			
	60	100 200 500													

D= 8 or 10 is applicable to No Hole Type only.

L Selectable, Abrasion Resistant / Heat Resistant Urethane

The price of Abrasion Resistant Urethane Type and Heat Resistant Urethane product can be calculated by Unit Price x Material Multiplier shown in the table.

Part Number Type(×Material Multiplier)	D	L Selection	V	Unit Price L10	L15	L20	L25	L30	L35	L40	L45	L50	L100	L200	L500
Through Hole Type <D Dimension 15 ~ 60> AEXHK (Shore A90) (x1.0) AEXMK (Shore A70) (x1.0) AXHHK (Shore A90) (x1.2)	(8)	10 15 20 25 30 35 40 45 50 100 200	-												
	(10)	10 15 20 25 30 35 40 45 50 100 200													
	15	10 15 20 25 30 35 40 45 50 100 200	7												-
	20	10 15 20 25 30 35 40 45 50 100 200	8.5												
	25	10 15 20 25 30 35 40 45 50 100 200	10												
No Hole Type <D Dimension 8 ~ 60> CXEHK (Shore A90) (x1.0) CXEMK (Shore A70) (x1.0) CXHHK (Shore A90) (x1.2)	30	10 15 20 25 30 35 40 45 50 100 200 500	13												
	40	50 100 200 500													
	50	100 200 500	16	-	-	-	-	-	-	-	-	-			
	60	100 200 500													

D= 8 or 10 is applicable to No Hole Type only.

L Selectable, Standard / Extra Low Hardness Urethane

Part Number Type	D	L Standard Urethane 1mm Increment Extra Low Hardness Urethane 5mm Increment	V	Unit Price Standard Urethane L10 ~20	L21 ~40	L41 ~60	L61 ~80	L81 ~100	L101 ~150	L151 ~200	Extra Low Hardness Urethane L10 ~20	L25 ~40	L45 ~60	L65 ~80	L85 ~100	L105 ~150	L155 ~200
Through Hole Type <D Dimension 15 ~ 60> AXNS(Shore A95) AXNH(Shore A90) AXNM(Shore A70) AXNL(Shore A50) SAXN(Shore A15)	(8)	10~200	-								-	-	-	-	-	-	-
	(10)																
	15		7														
	20		8.5														
	25		10														
No Hole Type <D Dimension 8 ~ 60> CXS(Shore A95) CXH(Shore A90) CXM(Shore A70) CXL(Shore A50) SCXN(Shore A15)	30		13														
	40										-	-	-	-	-	-	-
	50		16								-	-	-	-	-	-	-
	60										-	-	-	-	-	-	-

D= 8 or 10 is applicable to No Hole Type only. Only D=15, 20, 25 and 30 are available for SAXN and SCXN.

Ordering Example

Part Number	-	L
AXNLK15	-	30
CXM15	-	125

Rubber Bumpers, Sponge Bumpers

Rubber Bumpers

RoHS10

Through Hole Type	No Hole Type	M Material	H Hardness	Color
RBXN	RBCXN	Nitrile Rubber (NBR)	Shore A70	Black
RBXC	RBCXC	Chloroprene Rubber (CR)	Shore A65	Black
RBXU	RBCXU	Low Elasticity Rubber (HANENITE® GP-35LE)	Shore A35	Black
RBXS	RBCXS	Silicon Rubber (SI)	Shore A70	Light Gray
RBXA	RBCXA	Silicon Rubber (SI)	Shore A50	Milky White
RBXF	RBCXF	Fluororubber (FPM)	Shore A80	Black

HANENITE® is a registered trademark of Naigai Rubber Industry Co., Ltd.
The milky white color of silicon rubber shore A 50 is translucent.

D Tolerance

D	Tolerance
6~40	±0.5
41~60	±0.6

V Tolerance

V	Tolerance
30 or Less	±0.5
31 ~ 50	±0.7

Thickness Condition

L	V
L≤30	V≤D-6
L>30	V≤D-10

The tolerances are verified at 23°C±2 and 40 ~ 80% humidity.

Through Hole Type

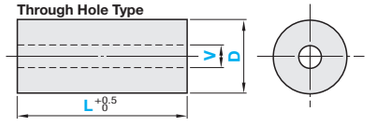

No Hole Type

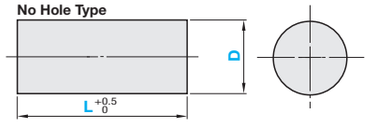

Part Number Through Hole Type	No Hole Type	D	L	V (Through Hole Type)	Unit Price RBXN, RBCXN, RBXC, RBCXC L10~20	L21~30	L31~50	RBXU, RBCXU L10~20	L21~30	RBXS, RBCXS, RBXA, RBCXA L10~20	L21~30	L31~50	RBXF, RBCXF L10~20	L21~30
RBXN	RBCXN	6~15	10~50*	2~9										
RBXC	RBCXC	16~30		4~24										
RBXU	RBCXU	31~45		8~35										
RBXS	RBCXS	46~60		10~50										
RBXA	RBCXA													
RBXF	RBCXF													

The thickness of Through Hole Type (D-V)/2 is restricted by L. Refer to the table (Thickness Condition) in the drawing. When V=2, L≤30.
* L≤30 for RBXU, RBCXU, RBXS, RBCXS, RBCXA, RBXF, RBCXF

Ordering Example

Part Number	-	D	-	L	-	V
RBXS	-	D28	-	L30	-	V12

Sponge Bumpers

Type	Through Hole Type	No Hole Type	M Material
L Selectable	ASGC	CXGC	Chloroprene Rubber Sponge
	ASGP	CXGP	EPDM Sponge
	ASGA	CXGA	Silicon Rubber Sponge
L Configurable	FASGC	FCXGC	Chloroprene Rubber Sponge
	FASGP	FCXGP	EPDM Sponge
	FASGA	FCXGA	Silicon Rubber Sponge

D Tolerance

D	Tolerance
8~15	±1.1
20, 25	±1.9
30, 40	±3.2
50	±4.0

V Tolerance

V	Tolerance
7, 8.5	±0.8
10, 13	±1.0
16	±1.1

L Tolerance

L	Tolerance
10~250	±2.0
500	±3.0

Some may not be in perfect circle.

Through Hole Type

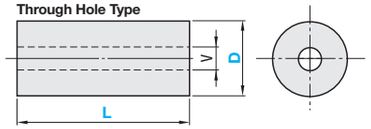

No Hole Type

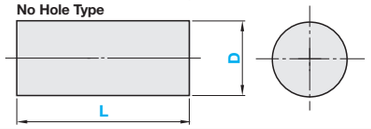

L Selectable

Part Number Type	D	L Selection	V	Unit Price L10	L15	L20	L25	L30	L35	L40	L45	L50	L100	L200	L500
Through Hole Type ASGC (Chloroprene) ASGP (EPDM) No Hole Type CXGC (Chloroprene) CXGP (EPDM)	8	10 15 20 25 30 35 40 45 50 100 200	-												
	10	10 15 20 25 30 35 40 45 50 100 200													
	15	10 15 20 25 30 35 40 45 50 100 200	7												-
	20	10 15 20 25 30 35 40 45 50 100 200	8.5												
	25	10 15 20 25 30 35 40 45 50 100 200	10												
	30	10 15 20 25 30 35 40 45 50 100 200 500	13												
	40	50 100 200 500													
	50	100 200 500	16	-	-	-	-	-	-	-	-	-			
Through Hole Type ASGA (Silicon) No Hole Type CXGA (Silicon)	8	10 15 20 25 30 35 40 45 50 100 200	-												
	10	10 15 20 25 30 35 40 45 50 100 200													
	15	10 15 20 25 30 35 40 45 50 100 200	7												-
	20	10 15 20 25 30 35 40 45 50 100 200	8.5												
	25	10 15 20 25 30 35 40 45 50 100 200	10												
	30	10 15 20 25 30 35 40 45 50 100 200 500	13												
	40	50 100 200 500													

D= 8 or 10 is applicable to No Hole Type only.

L Configurable

Part Number Type	D	L 1mm Increment	V	Unit Price L10~20	L21~40	L41~60	L61~80	L81~100	L101~150	L151~200
Through Hole Type FASGC (Chloroprene) FASGP (EPDM) No Hole Type FCXGC (Chloroprene) FCXGP (EPDM)	8	10~200	-							
	10									
	15		7							
	20		8.5							
	25		10							
	30		13							
	40									
	50		16							
Through Hole Type FASGA (Silicon) No Hole Type FCXGA (Silicon)	8	10~200	-							
	10									
	15		7							
	20		8.5							
	25		10							
	30		13							
	40									

D= 8 or 10 is applicable to No Hole Type only.

Ordering Example

Part Number	-	L
CXGC10	-	40
FASGP30	-	185