Both Ends Stepped

RoHS10

Both Ends Stepped	Spline Shafts: SUJ2 Equivalent Nut: SCM415 Equivalent, Hardness: 58HRC ~	Spline Shaft, Nut: Material: SUS440C Equivalent, Hardness: 55HRC ~
	Nut 1 pc.	Nut 1 pc.
With Round Flange Nut	BSJM	BSJMS
With Compact Flange Nut	BSJN	-
With Straight Nut	BSJS	-

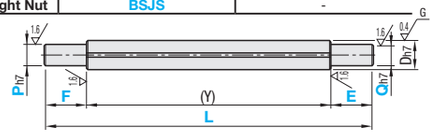

When selecting Overall Length (L Dimension), check the Annealing Range. P.340
Accuracy P.339 For the included nut, please select a shape from below.

Flanged Nut Orientation

・1 Nut Type

・2 Nut Type
(When Alteration NTW is specified)

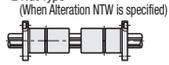

Round Flange Nuts

No.6, 8 / No.10, 13 / No.16, 20, 25, 30

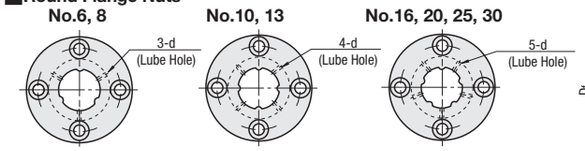

Compact Flange Nuts

No.6, 8 / No.10

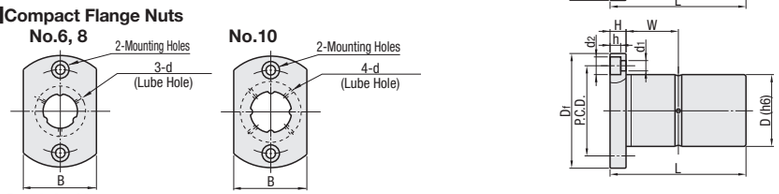

Straight Nuts

No.6, 8 / No.10, 13 / No.16, 20, 25, 30

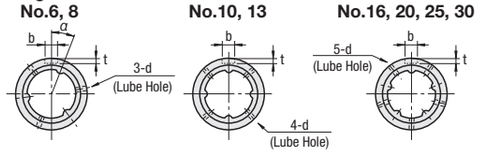

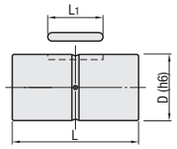

* The key is press-fit into the nut.

A Dimension of Included Key

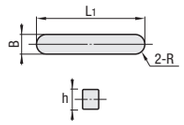

* Please refrain from machining the nuts as it may have adverse effects on the accuracy.

Spline Shafts

Part Number Type	No.	1mm Increment L 1-Nut Type	F, E	P, Q Selection	D	(Y) 1-Nut Type min~max	Mass (kg/m)
BSJM BSJN BSJS BSJMS	*6	60~400(190)	When P, Q=3 2≤F, E≤9 When P, Q=4 2≤F, E≤16 When P, Q≥5 2≤F, E≤P, Q×5	3 4 5	6	56~396(186)	0.23
	*8	60~400(190)		4 5 6	8	56~396(186)	0.39
	*10	60~600(390)		4 5 6 8	10.4	56~596(386)	0.65
	*13	60~600(390)		5 6 8 10	13.4	56~596(386)	1.11
	*16	70~600(390)		5 6 8 10 12 13	16.6	66~596(386)	1.65
	20	80~700		8 10 12 13 15 16	20.6	76~696	2.57
	25	90~900		8 10 12 13 15 16 20	25.8	86~896	4.04
	30	100~1150		10 12 13 15 16 20 25	30.8	96~1146	5.85

For BSJMS, only * marked sizes are available, and the Max. L and Y dimensions are in ( ).
For BSJN, only No. 6, 8 and 10 are available.

Round Flange Nuts, Compact Flange Nuts

No.	D (h6)	L	Df	H	P.C.D.	d1	d2	h	W	d	B	Basic Rated Torque Dynamic Ct (N・m)	Basic Rated Torque Static Cot (N・m)	Basic Load Rating Dynamic C (kN)	Basic Load Rating Static Co (kN)	Allowable Static Moment Mo1 (N・m)	Allowable Static Moment Mo2 (N・m)	Mass (kg)
6	14	25	30	6	22	3.5	6	3.1	6.5	1.5	18	3.8	7	1.2	2.1	5	36	0.03
8	16		32		24						21	4.8	8.7	1.2	2.1	5	36	0.04
10	21	40(33)	42(41)	6(8)	32(30)	4.5	8	4.4(5.3)	14(8.5)		25	19(11)	34(21)	3.8(2.4)	6.9(4.3)	26(15)	181(102)	0.09
13	24	44(36)	44(45)	7(8)	33(34)				15(10)		-	28(20)	52(37)	4.6(3.3)	8.3(5.9)	36(22)	251(148)	0.11
16	31	50	51	7	40			4.4	18			51	93	6.2	11.1	56	386	0.2
20	35	63	58	9	45	5.5	9.5	5.4	22.5	2		85	154	8.5	15.3	83	611	0.3
25	42	71	65		52				26.5			193	348	15.4	27.7	173	1248	0.4
30	47	80	75	10	60	6.6	11	6.5	30	2.5		272	490	18.5	33.3	212	1581	0.57

Dimensions in ( ) are for SUS440C Equivalent. Allowable static moment Mo1 is a value measured when a single nut is used, and Mo2 is a value measured when two nuts are used.

Straight Nuts

No.	D (h6)	L	b	Tolerance	t +0.05 0	d	α	Basic Rated Torque Dynamic Ct (N・m)	Basic Rated Torque Static Cot (N・m)	Basic Load Rating Dynamic C (kN)	Basic Load Rating Static Co (kN)	Allowable Static Moment Mo1 (N・m)	Allowable Static Moment Mo2 (N・m)	Mass (kg)	Dimensions of Key (Included) B	Tolerance	h	Tolerance	L1	R
6	14	25	2.5	+0.014 0	1.2	1.5	15°	3.8	7	1.2	2.1	5	36	0.012	2.5	+0.016 +0.006	2.5	0 -0.025	10.5	1.25
8	16						25°	4.8	8.7	1.2	2.1	5	36	0.013					10.5	
10	21	40(33)	3		1.5		-	19(11)	34(21)	3.8(2.4)	6.9(4.3)	26(15)	181(102)	0.06	3		3		17(14)	1.5
13	24	44(36)						28(20)	52(37)	4.6(3.3)	8.3(5.9)	36(22)	251(148)	0.07					17(14)	
16	31	50	3.5	+0.018 0	2			51	93	6.2	11.1	56	386	0.15	3.5	+0.024 +0.012	3.5	0 -0.030	18	1.75
20	35	63	4		2.5	2		85	154	8.5	15.3	83	611	0.2	4		4		29	2
25	42	71						193	348	15.4	27.7	173	1248	0.29					33	
30	47	80				2.5		272	490	18.5	33.3	212	1581	0.37					42	

Dimensions in ( ) are for SUS440C Equivalent. Allowable static moment Mo1 is a value measured when a single nut is used, and Mo2 is a value measured when two nuts are used.

Part Number Type	No.	Unit Price Min.L ~150	L151 ~200	L201 ~300	L301 ~400	L401 ~500	L501 ~600	L601 ~700	L701 ~800	L801 ~900	L901 ~1000	L1001 ~1150
BSJM	6					-	-	-	-	-	-	-
	8					-	-	-	-	-	-	-
	10							-	-	-	-	-
	13							-	-	-	-	-
	16							-	-	-	-	-
	20								-	-	-	-
	25										-	-
	30											
BSJN	6					-	-	-	-	-	-	-
	8					-	-	-	-	-	-	-
	10							-	-	-	-	-
BSJS	6					-	-	-	-	-	-	-
	8					-	-	-	-	-	-	-
	10							-	-	-	-	-
	13							-	-	-	-	-
	16							-	-	-	-	-
	20								-	-	-	-
	25										-	-
	30											

Part Number Type	No.	Unit Price Min.L ~150	L151 ~200	L201 ~250	L251 ~300	L301 ~350	L351 ~390
BSJMS	6			-	-	-	-
	8			-	-	-	-
	10						
	13						
	16						

No.	Additional Price for 2-Nut Type Round Flange Nuts	Compact Flange Nuts	Straight Nuts
6			
8			
10			
13		-	
16		-	
20		-	
25		-	
30		-	

Alterations

Part Number - L - F - E - P - Q - (SC, FC・・・etc)
BSJS8 - 250 - F20 - E20 - P5 - Q5 - SC15

Alterations	Wrench Flats	Set Screw Flat	Keyway on Shaft End	Retaining Ring Groove	Additional Spline Nuts
	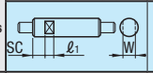	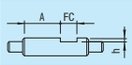	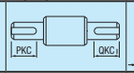	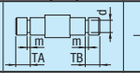	
Code	SC	FC	PKC, QKC	TA, TB	NTW
Spec.	Adds a wrench flat. SC=1mm Increment SC+Ø1≤Y	Adds a set screw flat. Ordering Code FC10-A8 FC, A=1mm Increment FC≤3xD 1.5xD<FC >> FC≤Y/2 A=0 or A≥2	Adds a keyway on the shaft end P (Q). Ordering Code PKC10(QKC10) P, Q≥8 PKC, QKC =1mm Increment PKC, QKC≤P, ZQx3 PKC(QKC)≤F(E)-1 Keyway Details P.340	Adds retaining ring grooves. Ordering Code TA10-TB10 TA, TB=1mm Increment P, Q≥6 4≤TA, TB<F, E/2 For Retaining Ring Groove Details P.340	Adds a nut. (from one nut to two nuts) Applicable to BSJS, BSJM and BSJN only.

No.	W	Ø1
6	5	8
8	7	
10	8	
13	11	10
16	14	
20	17	
25	22	15
30	27	

No.	h
6	1
8	
10	
13	
16	
20	2
25	
30	

When selecting multiple alteration additions, more than 2mm is needed between each feature to be added.

Ordering Example

Part Number	L	F	E	P	Q
BSJS8	300	F30	E20	P6	Q5
BSJS8G	300	F30	E20	P6	Q5
BSJS8L	300	F30	E20	P6	Q5

Alternative grease types available.
For Days to Ship, Price and Performance, see P.340

Cautions for Ball Spline Assembly

Check Assembly Position

Match Mark No.'s are entered on nuts and spline shafts (see diagram on right).
When re-assembling, match the character orientations of Match Mark No.' s, and positional relationship.

Tolerance for Mating Bores
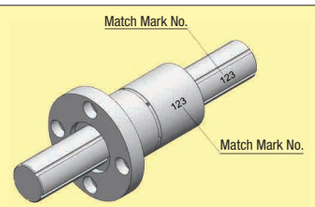
An H7 tolerance is recommended for mating bores for the spline nuts.