




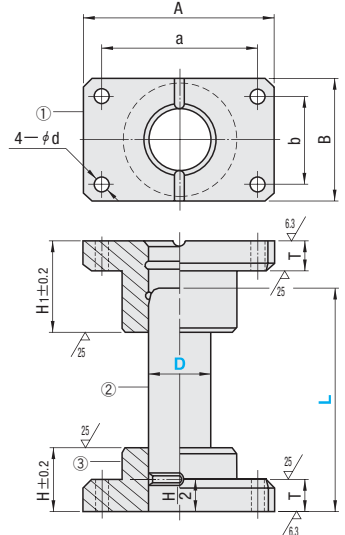
# PLAIN GUIDE POST SETS

— OIL TYPE / OIL-FREE TYPE —

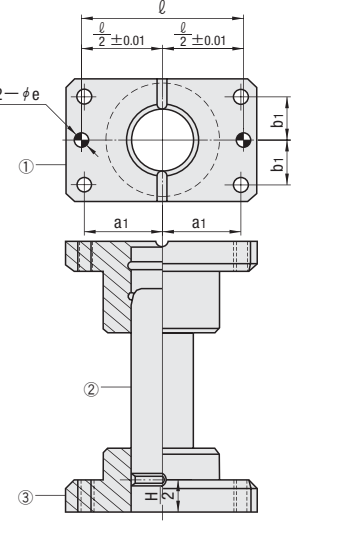
The volume discount rate is also applicable to alteration cost.  
All price & lead time are to be quoted.

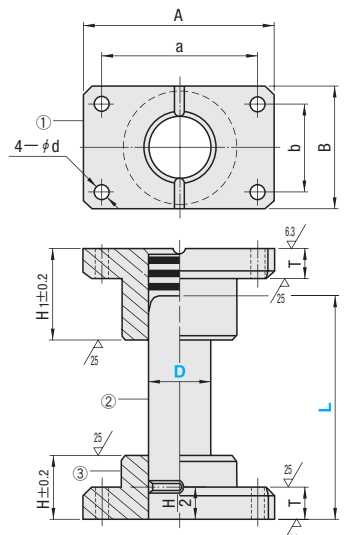
**MY (Oil type)**



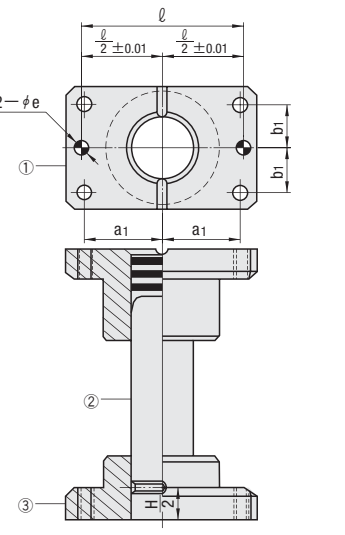
**MYP (With dowel holes / Oil type)**



**MYZ (Oil-free type)**



**MYZP (With dowel holes / Oil-free type)**



① M FC250

② M S45C  
55HRC ~ (Induction hardening)

③ M FC250

① M FC250  
MoS<sub>2</sub> (embedded)

② M S45C  
55HRC ~ (Induction hardening)

③ M FC250

⊥ Perpendicularity between the die holder's bottom and the guide post : Less than 0.02 against 100.

D	A	B	a	b	d	H	H <sub>1</sub>	T	ℓ	a <sub>1</sub>	b <sub>1</sub>	e <sub>H7</sub>	④ Attached bolts	⑤ Attached dowel pin	
20	74	44	56	30	6.6	30	40	15	56	28	15	6	+0.012 0	CB 6-30	MSTM 6-20
25	84	48	66	30	9	30	45	20	66	33	15	8	+0.015 0	CB 8-35	MSTM 8-30
32	100	58	76	36	11	40	50	20	76	38	18	8	+0.015 0	CB10-40	MSTM 8-30
38	130	75	100	44	11	50	60	25	100	50	22	10	+0.015 0	CB10-45	MSTM10-40
50	155	90	125	60	14	65	85	25	125	62.5	30	10	+0.015 0	CB12-50	MSTM10-40
60	190	120	150	80	18	75	100	30	150	75	40	13	+0.018 0	CB16-60	MSTM13-50
80	230	150	180	110	22	100	130	35	190	90	55	16	+0.018 0	CB20-75	MSTM16-60

Catalog No. Type	D	L	U/Price Q'ty : 1~9			
			MY	MYP	MYZ	MYZP
MY MYP MYZ MYZP	20	80 90 100 110 120 130 140 150 160				
	25	80 90 100 110 120 130 140 150 160 170 180 200				
	32	90 100 110 120 130 140 150 160 170 180 200 220 250				
	38	110 120 130 140 150 160 170 180 200 220 250 280 300				
	50	160 170 180 200 220 250 280 300 350				
	60	180 200 220 250 280 300 350 400				
	80	250 280 300 350 400 450				
	<b>Quotation</b>					

⊕ M12 tap hole is machined for posts of φD80 according to safety standards for heavy goods transfer. Lifting transport with Eyebolt is possible.

**Order** Catalog No. — L  
MYZP 50 — 250

**Volume discount rate**

Quantity	1~9	10~19	20~29	30~50
Rate	—	5%	10%	15%

**Delivery**

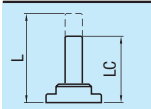
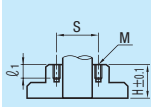
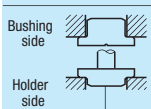


- MYP φD20~38 SGP Stock **3** Days
- MY φD20~60 **5** Days
- MY·MYP·MYZ·MYZP φD80 **5** Days

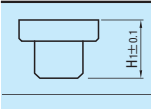

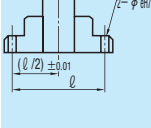
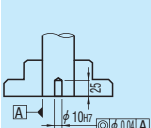
Express T Express A

**Alteration** Catalog No. — L(LC) — (M·B·H·N·C...etc.)  
MYZP 50 — LC240 — B-H

- φD20~60 **5** Days Express T Express A
- φD80 **5** Days Express T Express A

⊕ For area out of Singapore please refer to P.I.

Alterations	Code	Spec.	D	Price
	LC	Changes post length 1mm increments LCmin ≤ LC < Lmax	20·25·32 38·50 60·80	Quotation
	Bushing W	Machines tap holes for mounting stroke end block.	25·32 38·50 60·80	Free of Change
	Holder M	⊗ D20 : Not applicable	25~	
	Bushing B	Machines flange plane. Reversed type allows lowering the die height.	20·25·32 38·50	Quotation
	Holder H	⊕ The post length is measured from the holder's bottom.	60·80	Quotation

Alterations	Code	Spec.	D	Price
	BKC	Changes bushing height tolerance H <sub>1</sub> ±0.2 ⇔ ±0.1	25·32 38·50 60·80	Quotation
	HKC	Changes holder height tolerance H±0.2 ⇔ ±0.1	25·32 38·50 60·80	
	N	Machines 2 positioning dowel holes on the holder. ⊕ Applicable to MY and MYZ. ⊕ Dowel pins are not attached.	20·25·32 38·50 60·80	Quotation
	C	Machines 1 positioning dowel hole at the center of the post. ⊕ Dowel pins are not attached.	20·25·32 38·50 60·80	

55

Stocks Availability Subjected to Prior Sales.

56