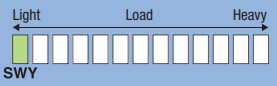


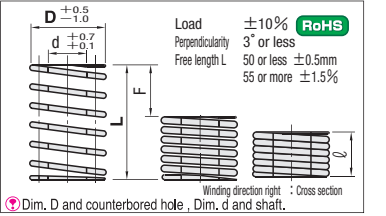
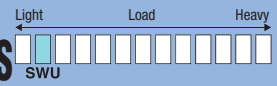
COIL SPRINGS

— ULTRA HIGH DEFLECTION SWY —



COIL SPRINGS

— SUPER HIGH DEFLECTION SWU —



The quantity discount rate is also applicable to alteration cost. All price & lead time are to be quoted.

The quantity discount rate is also applicable to alteration cost. All price & lead time are to be quoted.

D	d	L	Spring constant N/(mm/kgf/mm)	Solid height mm	F=L×65% Fmm	Catalog No.	U/Price
							Qty: 1-19
11	7	20	2.26 (0.23)	5.0	13.0	SWY11-20	20
		25	1.81 (0.18)	6.3	16.3	25	
		30	1.51 (0.15)	7.5	19.5	30	
		35	1.29 (0.13)	8.8	22.8	35	
		40	1.13 (0.12)	10.0	26.0	40	
		45	1.01 (0.10)	11.3	29.3	45	
		50	0.91 (0.092)	12.5	32.5	50	
		55	0.82 (0.084)	13.8	35.8	55	
		60	0.75 (0.077)	15.0	39.0	60	
		65	0.70 (0.071)	16.3	42.3	65	
12.5	8.5	20	3.09 (0.32)	5.0	13.0	SWY12.5-20	20
		25	2.47 (0.25)	6.3	16.3	25	
		30	2.06 (0.21)	7.5	19.5	30	
		35	1.77 (0.18)	8.8	22.8	35	
		40	1.55 (0.16)	10.0	26.0	40	
		45	1.37 (0.14)	11.3	29.3	45	
		50	1.24 (0.13)	12.5	32.5	50	
		55	1.12 (0.11)	13.8	35.8	55	
		60	1.03 (0.11)	15.0	39.0	60	
		65	0.95 (0.10)	16.3	42.3	65	
16.5	10.5	20	7.02 (0.72)	5.0	13.0	SWY16.5-20	20
		25	5.61 (0.57)	6.3	16.3	25	
		30	4.68 (0.48)	7.5	19.5	30	
		35	4.01 (0.41)	8.8	22.8	35	
		40	3.51 (0.36)	10.0	26.0	40	
		45	3.12 (0.32)	11.3	29.3	45	
		50	2.81 (0.29)	12.5	32.5	50	
		55	2.55 (0.26)	13.8	35.8	55	
		60	2.34 (0.24)	15.0	39.0	60	
		65	2.16 (0.22)	16.3	42.3	65	

D	d	L	Spring constant N/(mm/kgf/mm)	Solid height mm	F=L×65% Fmm	Catalog No.	U/Price
							Qty: 1-19
20.5	13.5	30	5.58 (0.57)	7.5	19.5	SWY20.5-30	30
		35	4.78 (0.49)	8.8	22.8	35	
		40	4.19 (0.43)	10.0	26.0	40	
		45	3.72 (0.38)	11.3	29.3	45	
		50	3.35 (0.34)	12.5	32.5	50	
		55	3.04 (0.31)	13.8	35.8	55	
		60	2.79 (0.28)	15.0	39.0	60	
		65	2.58 (0.26)	16.3	42.3	65	
		70	2.39 (0.24)	17.5	45.5	70	
		75	2.23 (0.23)	18.8	48.8	75	
24.5	16.5	30	6.99 (0.71)	7.5	19.5	SWY24.5-30	30
		35	5.99 (0.61)	8.8	22.8	35	
		40	5.24 (0.53)	10.0	26.0	40	
		45	4.66 (0.48)	11.3	29.3	45	
		50	4.19 (0.43)	12.5	32.5	50	
		55	3.81 (0.39)	13.8	35.8	55	
		60	3.50 (0.36)	15.0	39.0	60	
		65	3.23 (0.33)	16.3	42.3	65	
		70	3.00 (0.31)	17.5	45.5	70	
		75	2.80 (0.29)	18.8	48.8	75	

D	d	L	Spring constant N/(mm/kgf/mm)	Solid height mm	F=L×65% Fmm	Catalog No.	U/Price
							Qty: 1-19
37	26	40	11.32 (1.15)	10.0	26.0	SWY37-40	40
		45	10.06 (1.03)	11.3	29.3	45	
		50	9.05 (0.92)	12.5	32.5	50	
		55	8.23 (0.84)	13.8	35.8	55	
		60	7.54 (0.77)	15.0	39.0	60	
		65	6.96 (0.71)	16.3	42.3	65	
		70	6.47 (0.66)	17.5	45.5	70	
		75	6.03 (0.62)	18.8	48.8	75	
		80	5.66 (0.58)	20.0	52.0	80	
		90	5.03 (0.51)	22.5	58.5	90	
42	31	50	12.07 (1.23)	12.5	32.5	SWY42-50	50
		60	10.06 (1.03)	15.0	39.0	60	
		70	8.62 (0.88)	17.5	45.5	70	
		80	7.54 (0.77)	20.0	52.0	80	
		90	6.71 (0.68)	22.5	58.5	90	
		100	6.03 (0.62)	25.0	65.0	100	
		110	5.49 (0.56)	27.5	71.5	110	
		120	5.03 (0.51)	30.0	78.0	120	
		130	4.64 (0.47)	32.5	84.5	130	
		140	4.31 (0.44)	35.0	91.0	140	

D	d	L	Spring constant N/(mm/kgf/mm)	Solid height mm	F=L×60% Fmm	Catalog No.	U/Price
							Qty: 1-19
10.5	6.0	15	7.63 (0.78)	4.5	9.0	SWU10.5-15	15
		20	5.72 (0.58)	6.0	12.0	20	
		25	4.58 (0.47)	7.5	15.0	25	
		30	3.81 (0.39)	9.0	18.0	30	
		35	3.27 (0.33)	10.5	21.0	35	
		40	2.86 (0.29)	12.0	24.0	40	
		45	2.54 (0.26)	13.5	27.0	45	
		50	2.29 (0.23)	15.0	30.0	50	
		55	2.08 (0.21)	16.5	33.0	55	
		60	1.91 (0.19)	18.0	36.0	60	
12.5	7.0	15	8.72 (0.89)	4.5	9.0	SWU12.5-15	15
		20	6.54 (0.67)	6.0	12.0	20	
		25	5.23 (0.53)	7.5	15.0	25	
		30	4.36 (0.44)	9.0	18.0	30	
		35	3.74 (0.38)	10.5	21.0	35	
		40	3.27 (0.33)	12.0	24.0	40	
		45	2.91 (0.30)	13.5	27.0	45	
		50	2.62 (0.27)	15.0	30.0	50	
		55	2.38 (0.24)	16.5	33.0	55	
		60	2.18 (0.22)	18.0	36.0	60	

D	d	L	Spring constant N/(mm/kgf/mm)	Solid height mm	F=L×60% Fmm	Catalog No.	U/Price
							Qty: 1-19
21	13.5	25	15.04 (1.53)	7.5	15.0	SWU21-25	25
		30	12.53 (1.28)	9.0	18.0	30	
		35	10.74 (1.10)	10.5	21.0	35	
		40	9.40 (0.96)	12.0	24.0	40	
		45	8.35 (0.85)	13.5	27.0	45	
		50	7.52 (0.77)	15.0	30.0	50	
		55	6.83 (0.70)	16.5	33.0	55	
		60	6.27 (0.64)	18.0	36.0	60	
		65	5.78 (0.59)	19.5	39.0	65	
		70	5.37 (0.55)	21.0	42.0	70	
26	16.5	30	16.34 (1.67)	9.0	18.0	SWU26-30	30
		35	14.01 (1.43)	10.5	21.0	35	
		40	12.26 (1.25)	12.0	24.0	40	
		45	10.90 (1.11)	13.5	27.0	45	
		50	9.81 (1.00)	15.0	30.0	50	
		55	8.92 (0.91)	16.5	33.0	55	
		60	8.17 (0.83)	18.0	36.0	60	
		65	7.54 (0.77)	19.5	39.0	65	
		70	7.00 (0.71)	21.0	42.0	70	
		75	6.54 (0.67)	22.5	45.0	75	

D	d	L	Spring constant N/(mm/kgf/mm)	Solid height mm	F=L×60% Fmm	Catalog No.	U/Price
							Qty: 1-19
37	26	40	19.20 (1.96)	12.0	24.0	SWU37-40	40
		45	17.07 (1.74)	13.5	27.0	45	
		50	15.36 (1.57)	15.0	30.0	50	
		55	13.97 (1.42)	16.5	33.0	55	
		60	12.80 (1.31)	18.0	36.0	60	
		65	11.82 (1.21)	19.5	39.0	65	
		70	10.97 (1.12)	21.0	42.0	70	
		75	10.24 (1.04)	22.5	45.0	75	
		80	9.60 (0.98)	24.0	48.0	80	
		90	8.54 (0.87)	27.0	54.0	90	

Quantity	1-19	20-49	50-199	200-500
Rate		5%	10%	15%

M SWOSC — V
 ● Load calculation method : N (load) = N/mm (spring constant) × F (deflection)
 (International units) N = N/mm × Fmm
 kgf = kgf/mm × Fmm
 (kgf = N × 0.101972)

M SWOSC — V
 ● Load calculation method : N (load) = N/mm (spring constant) × F (deflection)
 (International units) N = N/mm × Fmm
 kgf = kgf/mm × Fmm
 (kgf = N × 0.101972)

M SWOSC — V
 ● Load calculation method : N (load) = N/mm (spring constant) × F (deflection)
 (International units) N = N/mm × Fmm
 kgf = kgf/mm × Fmm
 (kgf = N × 0.101972)

M SWOSC — V
 ● Load calculation method : N (load) = N/mm (spring constant) × F (deflection)
 (International units) N = N/mm × Fmm
 kgf = kgf/mm × Fmm
 (kgf = N × 0.101972)

M SWOSC — V
 ● Load calculation method : N (load) = N/mm (spring constant) × F (deflection)
 (International units) N = N/mm × Fmm
 kgf = kgf/mm × Fmm
 (kgf = N × 0.101972)

Order **Catalog No.**
 SWY 12.5—40
 SWU 17—40
 • Printed in Red

Delivery **SGP Stock**
 • Printed in Black
3 Days

☎ For area out of Singapore please refer to P.I.

Alterations (NT) — Catalog No.
 NT — SWY 30—40
7 Days

Alteration **Paint peeling**

Code **NT**

Spec. Peel the coating by shot peening.
 ● Since the springs which have undergone the painting peeling are easy to rust, be careful in handling.
 ● A rusty spring could cause early breakage.
 ● Compared to painted springs, there may be some variations in terms of load, etc. depending on the lot.

Price **Free of Change**

Stocks Availability Subjected to Prior Sales.

Alterations (NT) — Catalog No.
 NT — SWU 31—50
7 Days

Alteration **Paint peeling**

Code **NT**

Spec. Peel the coating by shot peening.
 ● Since the springs which have undergone the painting peeling are easy to rust, be careful in handling.
 ● A rusty spring could cause early breakage.
 ● Compared to painted springs, there may be some variations, etc. depending on the lot.

Price **Free of Change**

Stocks Availability Subjected to Prior Sales.

☎ Dim. D and counterbored hole. Dim. d and shaft.