Linear Shafts High Accuracy, Standard Type
-One End Female Thread with Wrench Flats-

■Suitable for use with high precision/endurance products. Can be combined with mating parts easily by adding wrench flats.

When ordering, select Part Number and Values from Selection Steps ❶~❺. * For the length, specify only the number. Letter "L" is not needed.

Ordering Example

Part Number (❶Type·❷D)	-	❸L	-	❹M	-	❺SC
SFJC30	-	250*	-	M12	-	SC10

Configurable

Type	D Tolerance	M Equivalent Materials	H Hardness		S Surface Treatment
SFJC	g6	SUJ2	58HRC~	Induction Hardening Effective Hardening Depth ☞P.89	-
SSFJC		SUS440C	56HRC~		
PSFJC		SUJ2	58HRC~		Hard Chrome Plating Plating Hardness: HV750 ~ Plating Thickness: 3μ or More
PSSFJC		SUS440C	56HRC~		

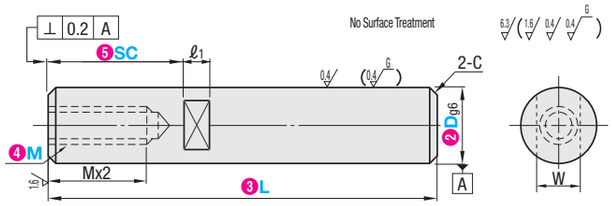

Annealing may lower hardness at wrench flat and shaft end machined areas (effective thread length + approx. 10mm) ☞P.89

Circularity, Straightness, Perpendicularity and Changes in Hardness ☞P.89

CAD 2D 3D RoHS10

Part Number ❶Type	❷Dg6		❸L 1mm Increments	❹M (Coarse Threads) Selection	Wrench Flats Dimensions ❺SC	W	ℓ1	C
SFJC SSFJC PSFJC PSSFJC	6	-0.004 -0.012	20~ 600	3	SC=1mm Increment SC+ℓ1≤L SC≥0	5	8	0.5 or Less
	8	-0.005 -0.014	20~ 800	3 4 5		7		
	10		20~ 800	3 4 5 6		8		
	12	-0.006 -0.017	20~1000	4 5 6 8		10	10	
	13		25~1000	4 5 6 8		11		
	15		25~1000	4 5 6 8 10		13		
	16		30~1200	4 5 6 8 10		14		
	18		30~1200	4 5 6 8 10 12		16		
	20	-0.007 -0.020	30~1200	4 5 6 8 10 12		17		1.0 or Less
	25		35~1200	4 5 6 8 10 12 16		22		
	30		35~1500	6 8 10 12 16 20		27	15	
	35	-0.009 -0.025	35~1500	8 10 12 16 20 24		30		
	40		50~1500	10 12 16 20 24 30		36	20	
	50		65~1500	12 16 20 24 30		41		

When Mx2.5+4≥L, tap pilot holes may go through. For the products that are not shown on the catalog, refer to the relevant Web page.

Alterations

Part Number (❶Type-❷D) - ❸L - ❹M - ❺SC - (LKC...etc.)
SFJC30 - 250 - M12 - SC10 - LKC

Alterations	Code	Spec.
	LKC	Changes to L dimension tolerance <Ordering Code> LKC L dimensions can be specified in 0.1mm increments for LKC. L<200 ···L±0.03 200≤L<500 ···L±0.05 L≥500 ···L±0.1
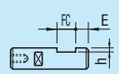	FC	Set Screw Flat at One Location <Ordering Code> FC10-E8 FC,and E=1mm Increments FC≤3xD When 1.5xD<FC, FC≤L/2 E=0 or E≥2 Cannot be used with WFC. D / h: 6~18 / 1; 20~40 / 2; 50 / 3
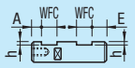	WFC	Set Screw Flats at Two Locations <Ordering Code> WFC8-A8-E4 WFC, A and E=1mm Increments WFC≤3xD When 1.5xD<WFC, 2WFC≤L/2 A(E)=0 or A(E)≥2 Cannot be machined on the same plane. Cannot be used with FC. D / h: 6~18 / 1; 20~40 / 2; 50 / 3

When selecting multiple alteration additions, the distance between machined areas should be greater than 2mm.
Alterations may lower hardness. ☞P.89

MiSUMi C-VALUE Linear Shafts
-One End Female Thread with Wrench Flats-

■Suitable for use with lower priced products not requiring high precision/endurance. Can be combined with mating parts easily by adding wrench flats.

When ordering, select Part Number and Values from Selection Steps ❶~❺. * For the length, specify only the number. Letter "L" is not needed.

Ordering Example

Part Number (❶Type·❷D)	-	❸L	-	❹M	-	❺SC
CSFJC12	-	250*	-	M6	-	SC10

Configurable

Type	D Tol.	M Equivalent Materials	H Hardness		S Surface Treatment
CSFJC	h8	S45C	55HRC~	Induction Hardening Effective Hardening Depth ☞P.89	-
CPSFJC					Hard Chrome Plating Plating Hardness: HV750 ~ Plating Thickness: 1μ or More

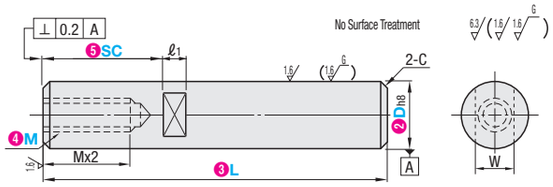

Annealing may lower hardness at wrench flat and shaft end machined areas (effective thread length + approx. 20mm) ☞P.89

Circularity, Straightness, Perpendicularity and Changes in Hardness ☞P.89

CAD 2D 3D RoHS10

Part Number ❶Type	❷Dh8		❸L 1mm Increments	❹M (Coarse Threads) Selection	Wrench Flats Dimensions ❺SC	W	ℓ1	C
CSFJC CPSFJC	6	0 -0.018	20~ 600	3	SC=1mm Increment SC+ℓ1≤L SC≥0	5	8	0.5 or Less
	8	0 -0.022	20~ 800	3 4 5		7		
	10		20~ 800	3 4 5 6		8		
	12	0 -0.027	20~1000	4 5 6 8		10	10	
	13		25~1000	4 5 6 8		11		
	16		30~1200	4 5 6 8 10		14		
CPSFJC	20	0 -0.033	30~1200	4 5 6 8 10 12		17		1.0 or Less
	25		35~1200	4 5 6 8 10 12 16		22		
	30		35~1200	6 8 10 12 16 20		27	15	

CSFJC: D is 16 or Less. When Mx2.5+4≥L, tap pilot holes may go through.

Alterations

Part Number (❶Type-❷D) - ❸L - ❹M - ❺SC - (LKC...etc.)
CSFJC30 - 250 - M6 - SC10 - LKC

Alterations	Code	Spec.
	LKC	Changes to L dimension tolerance <Ordering Code> LKC L dimensions can be specified in 0.1mm increments for LKC. L<200 ···L±0.03 200≤L<500 ···L±0.05 L≥500 ···L±0.1
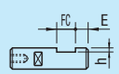	FC	Set Screw Flat at One Location <Ordering Code> FC10-E8 FC,and E=1mm Increments FC≤3xD When 1.5xD<FC, FC≤L/2 E=0 or E≥2 Cannot be used with WFC. D / h: 6~16 / 1; 20~30 / 2
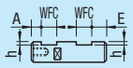	WFC	Set Screw Flats at Two Locations <Ordering Code> WFC8-A8-E4 WFC, A and E=1mm Increments WFC≤3xD When 1.5xD<WFC, 2WFC≤L/2 A(E)=0 or A(E)≥2 Cannot be machined on the same plane. Cannot be used with FC. D / h: 6~16 / 1; 20~30 / 2

When selecting multiple alteration additions, the distance between machined areas should be greater than 2mm.
Alterations may lower hardness. ☞P.89
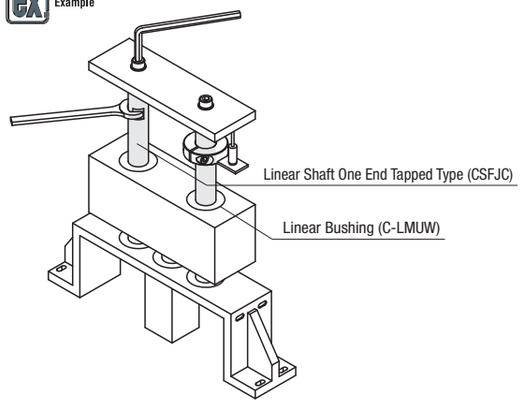
ex Example